

PROFILE 230

Profile 230 offers a classic, neat and easy to install system utilising a 230mm wide panel. Designers have a broad choice of Vertical, Angled or Horizontal panel aspects. All panels are concealed fixed to the support framing. Framing can be either the main structure sub-frame or alternatively a Proprietary primary framing system and tailor made flashings are available from ACS.



Profile 230 ideally suits Retail, Institutional, Commercial and Industrial applications providing a desirable and low maintenance Fascia and Soffit lining system.

The panel is produced from Zinalume 0.45mm TCT in either a Colorbond or Post painted finish (Baked Enamel or Powder Coat).

Colour selections available are from the ACS and BHP standard ranges.

PROFILE 230 SPECIFICATION

Provide ACS 16 Cold Roll formed PROFILE 230 panelling direct fixed to the support framing by means of Hex Head Tek screws at maximum 1200mm centres along the panel length.

ACS 16A Commencement Clips shall be installed to accept the first panel in each run or bay.

The Commencement Clips shall be fixed to the support framing by means of Hex Head Tek screws.

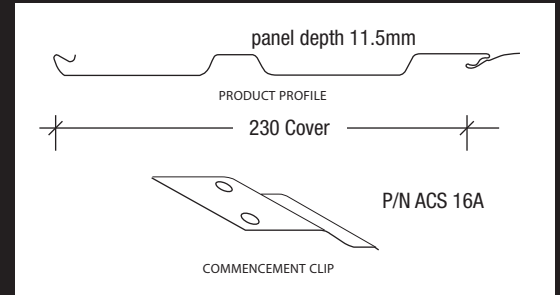
Profile 230 panels shall be pre-finished to a colour to be selected from the ACS Colour Range.

All fasteners to be Zinc or Cadmium plated, isolate all dissimilar metals with an inert membrane.

THERMAL EXPANSION

0.36mm per metre length per 10 deg. C. change.

HIGH LOW PROFILE RIBBED CLADDING



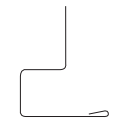
ACCESSORIES



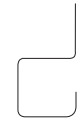
PARAPET CAP



CASING TRIM




BASE MOULD A



BASE MOULD B



EXTERNAL CORNER



INTERNAL CORNER

All other flashings or folded panel sections to requirements.
Product profiles are not to scale and are representative of design and profile.



Ribbed Cladding Appeal